

## OMPA Turn Down the Watts FAQs

### **What is the “ Turn Down the Watts”, Bring Your Own Device (BYOD) Program?**

The Turn Down the Watts, Bring-Your-Own Device (“BYOD”) Program provides municipally owned utilities and residential owned electric customers the opportunity to save energy with a qualifying smart thermostat. This BYOD initiative gives customers the opportunity to receive an incentive for enrollment in the program, and an incentive for participating in the program during times of peak system demand.

Customers who qualify for the BYOD program will receive an email with a link to choose a gift card from an online marketplace. The customer will receive an email for the enrollment incentive, and another email after 12 consecutive months of enrollment for the participation incentive.

### **What is the “ Turn Down the Watts”, Smart Thermostat Rebate Program?**

Customers who purchased a qualifying Smart thermostat any time after November 01, 2023, are eligible to receive a \$50 rebate incentive. Customers must fill out a rebate form, and provide a receipt of purchase, or an invoice to receive the incentive. Rebate forms and program summary with all qualifications can be found here: <https://www.ompa.com/services/rebate-programs/>

Customers who qualify for the Smart thermostat rebate will receive an email with a link to choose a gift card from an online marketplace.

### **Why Should I join?**

High energy use during peak system demand can cause an energy supply shortage, which may result in utilities having to use energy from more expensive and less environmentally friendly sources. By adjusting your temperature a few degrees during a demand-response event, it will allow your home to use cleaner, less expensive energy, and strengthen the electrical grid.

Customers who enroll their qualifying smart thermostat in the Turn Down The Watts, BYOD Program will receive a one-time enrollment incentive of \$50, and an additional incentive of \$50 after 12 consecutive months of enrollment.

### **How Does it work?**

Enrollment allows OMPA to adjust your thermostat no more than three degrees, for no more than three hours, during times of peak energy demand. **If** the thermostat functionality allows for pre-cooling or pre-heating, OMPA will pre-cool /pre-heat the house by two degrees prior to a called peak energy event. Once the called peak energy event is over, the thermostat will resume normal operation.

### **Can I enroll multiple devices?**

Yes, customers can enroll multiple devices and will receive incentives for each device that is enrolled.

## **Am I qualified to Enroll?**

If you answer Yes to the following, and you purchase your electricity from an OMPA member, municipally owned utility.

Own or rent the residence where the Smart thermostat is installed.

Have a Wi-Fi network compatible with your smart thermostat.

Have a Google Nest, Honeywell, Amazon, Sensi, or Ecobee Wi-Fi enabled smart thermostat.

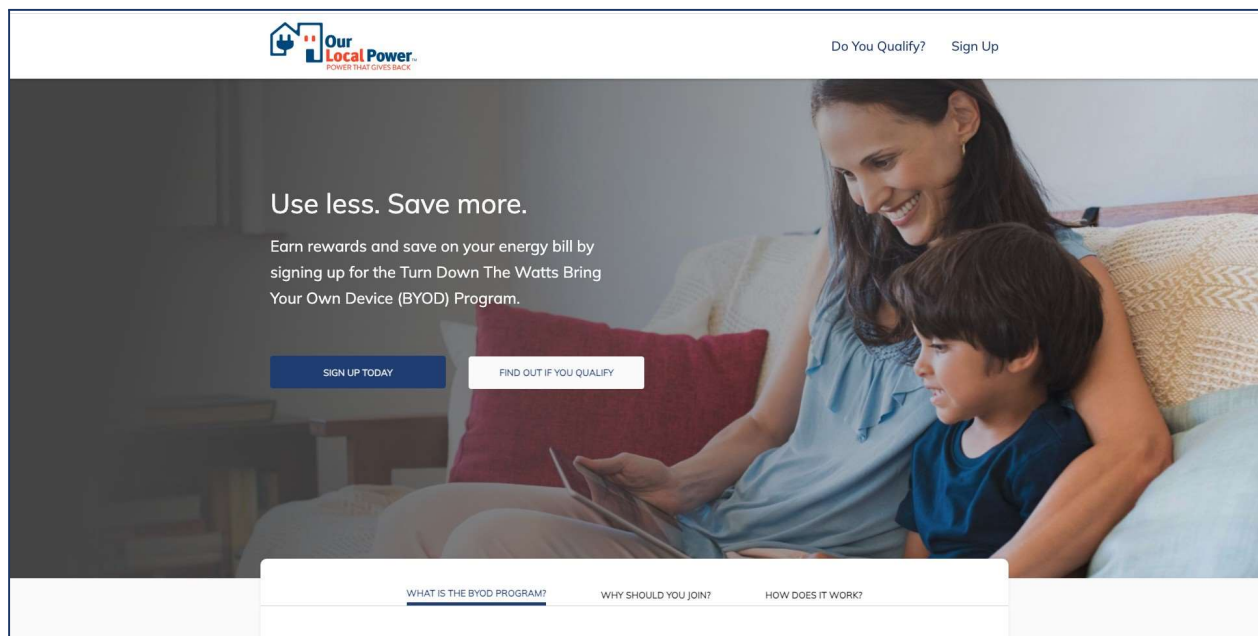
A working central heat and air, or heat pump system that will be controlled by the smart thermostat.

## **How will I be paid for my participation?**

Customers will receive an email with a link to choose a gift card from an online marketplace.

## **How can I enroll?**

Go to the program website: <https://ompa-dev.virtualpeaker.io/overview/>



Select **“Sign up today”** to apply for the program:

We will collect your first name, last name, address, email address, phone number and a few other details including the device you would like to enroll.

Step 1

## Let's sign you up

Signing up for OMPAs Turn Down the Watts's demand management program will help you save energy and money without disrupting your lifestyle. Once your eligibility is confirmed, you can take full advantage of program benefits.

What is your first name? \*

[Next](#) or press ENTER/RETURN

What is your last name? \*

What is your email address? \*

### **How do I enroll my device:**

**Nest Device:** You will be redirected to the Nest App to complete your enrollment.

### Nest Thermostat User ✕

Because you are signing up with a Nest Thermostat, we are going to redirect you to the Nest device registration form. Once completed, we will be able to add your device to the Program and you will receive a confirmation email from us.


[GET STARTED](#)

If you need help, contact us at [thermostatdr@ompa.com](mailto:thermostatdr@ompa.com)


**Ecobee Device:** You will be redirected to the Ecobee App to complete your enrollment.

### Ecobee Thermostat User ✕


Because you are signing up with an Ecobee thermostat, you must use their mobile app to complete your registration. Be sure to enable Community Energy Savings in eco+ in order to see your utility's program offer. Use these steps to help get you started:



Open your Ecobee app and navigate to your home's name at the top of your home page.



Select "Manage Home" and then select your corresponding home.



Select the "Utility" tab and you will return into the registration flow, starting with a program offer.

Once you have finished the steps above, please click the button below to complete this process.

**FORM SUBMITTED**

If you need help, contact us at [thermostatdr@ompa.com](mailto:thermostatdr@ompa.com)

**Sensi Device:** You will be redirected to the Sensi login page to complete your enrollment.

Clicking the button below will redirect you to the Sensi login page. After you log in with the credentials you previously used to create an account with Sensi, we can automatically add your device.

**Add Device →**

**Amazon Device:** You will be redirected to the Amazon login page to complete your enrollment.

Clicking the button below will redirect you to the Amazon login page. After you log in with the credentials you previously used to create an account with Amazon, we can automatically add your device.

Add Device →

**Honeywell Device:** You will be redirected to the Honeywell login page to complete your enrollment.

!  
SETUP TIP

Look at the application on your phone that you use to interact with your thermostat. Review the images below, and then select the image that best matches your Honeywell Home device and app.



Honeywell Home App




Total Connect Comfort App

[Help, neither of the images above match my Honeywell Home application.](#)

Clicking the button below will redirect you to the Honeywell login page. After you log in with the credentials you previously used to create an account with Honeywell, we can automatically add your device.

## What happens after I enroll?

You will receive an email from OMPA letting you know your enrollment was successful with more instructions.



## Is my device model eligible?

### **Nest:**

Google Nest using Google Home App:

Google Nest Learning Thermostat 1st GEN (T100577)

Google Nest Learning Thermostat 2nd GEN (T200577)

Google Nest Learning Thermostat 3rd Generation (T3007ES)

Google Nest Thermostat E (T4000ES)

## **Ecobee:**

ecobee Model & Model Numbers  
Smart Thermostat Premium  
Smart Thermostat Enhanced  
ecobee3 lite EB-STATE3LT  
ecobee 4 EB-STATE4  
Smart Thermostat with Voice Control EB-STATE5  
ecobee EB-STATE3

## **Sensi:**

Sensi by Copeland Model & Model Numbers  
Sensi Touch (ST75 and 1F95U Series)  
Sensi Touch 2 (ST76 and 1F96U Series)  
Sensi Lite (ST25 and 1F76U Series)  
Sensi Classic (ST55, UP500W, 1F87U & 1F86U Series)

\*The UP500W and 1F86U model numbers are Sensi Classics that are not for sale anymore but do exist out in the field and can participate in DR events. The model numbers can vary based on a few factors. For instance, the ST75B which is the black version of the Sensi Touch, and ST75W is white.

## **Amazon**

Amazon Smart Thermostat  
(S6ED3R)

## **Honeywell using Total Connect Comfort App:**

Wi-Fi Smart Color Thermostat  
(RTH9585WF)  
Wi-Fi 9000 7-Day Programmable Thermostat  
(RTH6580WF1001/U1)  
Wi-Fi 7-Day Programmable Thermostat  
(RTH6580WF)  
9000 Smart Thermostat  
(TH9320WF)  
7-Day Programmable Smart Thermostat  
(RTH8580WF)  
VisionPro 8000 Smart Thermostat  
(TH8321WF)  
Prestige Thermostat  
(THX9421R5021)  
VisionPro 8000 RedLINK Thermostat  
(TH8110R1008)

## **Honeywell using Honeywell**

### **Home App:**

T5+ Pro Smart Thermostat

(RCHT8612WF2005/U)

T6 Pro Smart Thermostat

(TH6220WF2006/U)

T9 Pro Smart Thermostat

(RCHT9610WFSW2003/U)

T10 Pro Smart Thermostat

(THX321WFS2001W/U)

Round® Smart Thermostat

(RCH9310WF5003/U)